

FRENSHIP INDEPENDENT SCHOOL DISTRICT 2014 BOND PROJECT SUMMARY



On Saturday, May 10, 2014, voters in Frenship ISD will consider a \$85.2 million bond authorization package. Included in this bond package is the construction of a Ninth Grade Center, the construction of the district's eighth elementary campus, technology and security upgrades within the district, renovations and expansions to enhance campus and extracurricular facilities, as well as standard maintenance improvements on numerous FISD campuses. Below is a project summary by category:

SCHOOL CONSTRUCTION AND RENOVATION **\$64,500,250**

Ninth Grade Center, elementary campus, Frenship High School renovations, Vocational Agriculture facility expansion, FF&E (Furniture, Fixtures, and Equipment)



TECHNOLOGY UPGRADES **\$7,200,000**

Rollout of ".5 to 1" initiative, network infrastructure updates, system servers upgrades, refresh of computers and projectors

MAINTENANCE IMPROVEMENTS **\$6,510,000**

Repairs to roofing, HVAC, kitchens, and parking lots as well as other miscellaneous maintenance improvements



EXTRACURRICULAR ADVANCES **\$4,810,000**

Construction of soccer facility, addition of turf fields, stadium seating expansion at Terra Vista Middle School and Heritage Middle School, orchestra shell for FHS Performing Arts Center



SECURITY UPGRADES **\$1,340,000**

Implementation of keyless entry systems on all campuses along with upgrades of campus camera surveillance systems

LAND PURCHASES **\$800,000**

Purchase land for sites projected both in the near future and in the distant future while land is available at current cost



2014 BOND PACKAGE BREAKDOWN

School Construction and Renovation	64,540,000	75.8%
Technology Upgrades	7,200,000	8.5%
Maintenance Improvements	6,510,000	7.6%
Extracurricular Advances	4,810,000	5.6%
Security Upgrades	1,340,000	1.6%
Land Purchases	800,000	0.9%
TOTAL BOND PACKAGE	85,200,000	



This publication is furnished by Frenship ISD for the purpose of providing information to the community about the proposed bond package and does not imply any endorsement by the District.

Frenship ISD 2013



SEEKING PERFECTION AND CAPTURING EXCELLENCE

***FRENSHIP VISION STATEMENT – APPROVED BY BOARD OF
TRUSTEES IN 2010**

Frenship Profile 2013



- District Student Profile

- Current Enrollment – 8385

- ✦ High School – 2185

- ✦ Middle School – 1965

- ✦ Elementary School – 4235

- Anglo – 53.7%

- Hispanic – 37.3%

- African American – 3.8%

- Asian – 2.6%

- Economically Disadvantaged – 36%

- Attendance Rate – 96.5%

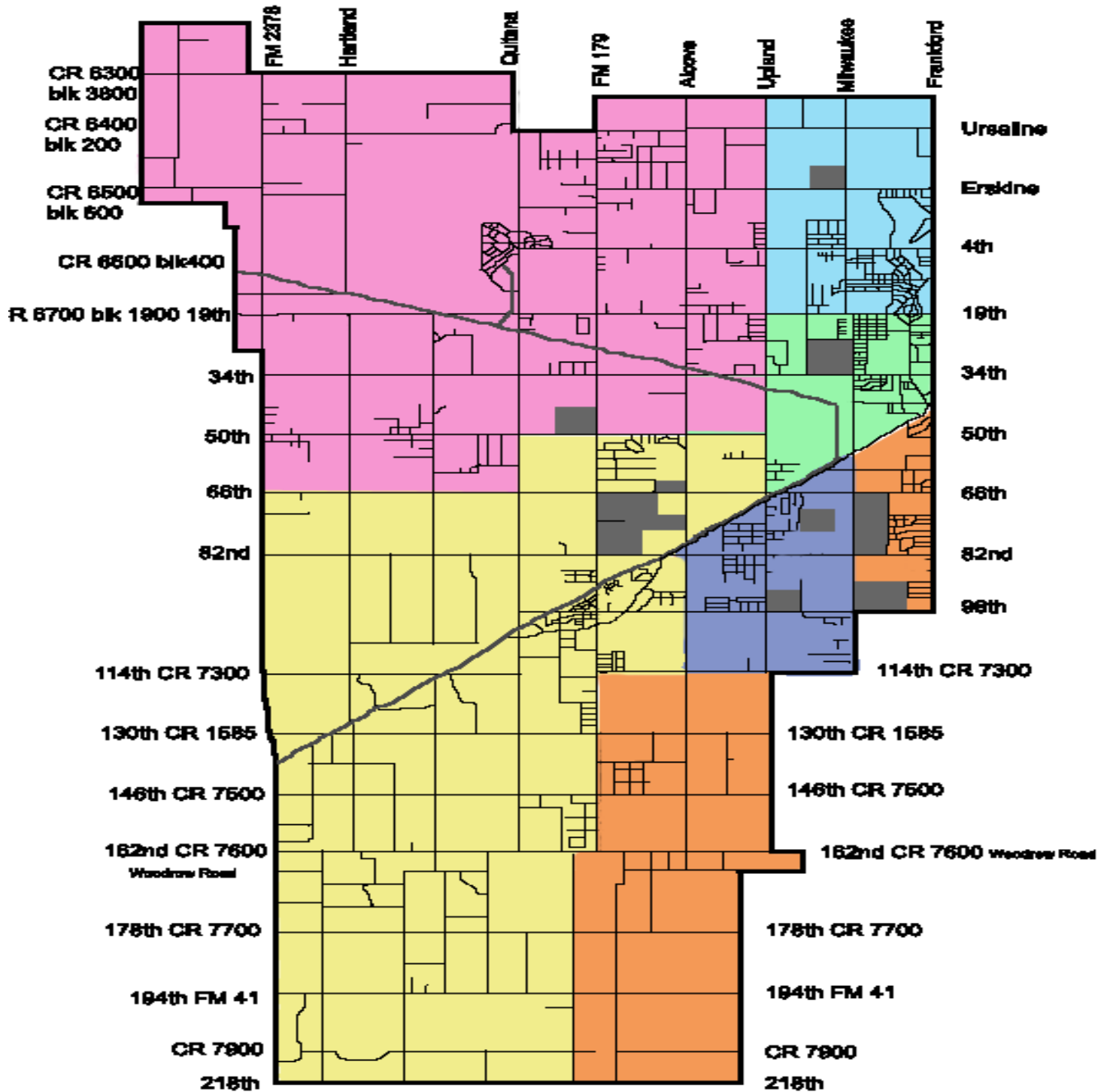
- Recommended/Distinguished Graduation Plan – 94.7%

- Graduation Rate – 98.6%

Frenship Economic Growth 2012



- 2012 Commercial/Housing
 - \$175 Million Value Jump
 - \$127 Million in new construction
- 2013 and Beyond
 - Milwaukee Corridor... (Restaurants, Hotels, Apartments, Housing, Shopping, Clinics, Strip Mall)
 - COSTCO, Cabelas
- Wolfforth Proper
 - Housing Developments
 - Preston Hollow



Frenship Growth 2013



- Students

- 2007 – Kindergarten – 587 2013 – 720 (133)
- 2007 – 1st Grade – 645 2013 – 762 (117)
- 2007 – H.S. - 1641 2013 – 2185 (544)
- 2007 – K-12 – 6533 2013 – 8385 (1852)
- Current 5-8 – 2605
 - ✦ 420 more students than in the current high school
 - ✦ 964 more students in 4 years at the high school than 2007
 - ✦ Without growth this will exceed the capacity of the high school
 - 2550

District Enrollment Projections



Year (Oct.)	EE/PK	K	1st	2nd	3rd	4th	5th	6th	7th	8th	9th	10th	11th	12 th	Total	Growth	Percent
2009/10	210	595	625	592	649	577	602	561	548	500	522	513	440	408	7342	299	
2010/11	208	624	617	612	621	652	588	623	543	544	518	505	469	406	7530	188	2.6%
2011/12	215	610	654	614	640	606	660	613	625	561	546	491	475	451	7761	231	3.1%
2112/13	208	714	634	644	629	627	615	674	598	593	586	523	482	465	7992	231	3.0%
2013/14	207	723	770	630	644	634	645	636	703	626	625	579	513	463	8398	406	5.1%
2014/15	207	755	766	782	638	649	649	665	643	721	658	615	561	489	8798	400	4.8%
2015/16	207	787	793	758	792	639	664	672	671	658	758	640	595	555	9169	371	4.2%
2016/17	207	795	826	793	772	801	653	684	689	691	692	735	619	567	9524	355	3.9%
2017/18	207	821	834	831	808	777	818	678	696	706	727	675	709	596	9883	359	3.8%
2018/19	207	853	864	835	849	814	802	844	692	711	753	706	655	684	10269	386	3.9%
2019/20	207	883	896	868	853	854	840	828	856	709	762	731	698	628	10613	344	3.3%
2020/21	207	919	928	903	887	858	879	852	853	876	760	740	723	670	11045	432	4.1%
2021/22	207	955	967	934	924	894	885	902	875	852	921	738	731	695	11480	435	3.9%
2022/23	207	991	1005	974	955	929	922	906	925	887	896	891	729	702	11919	439	3.8%
2023/24	207	1030	1041	1011	997	961	957	943	930	937	938	868	878	700	12398	479	4.0%

Enrollment Projections by Campus



Elementary School Campus Enrollment Capacity Projections

	Capacity	Projections										
Campus Name		13/14	14/15	15/16	16/17	17/18	18/19	19/20	20/21	21/22	22/23	23/24
Bennett	750	845	883	920	946	974	980	996	1012	1031	1059	1087
Crestview	750	603	645	673	732	797	834	880	928	977	1036	1092
North Ridge	750	843	857	901	921	940	934	955	975	995	1021	1049
Oak Ridge	750	658	703	752	798	843	879	913	947	978	1025	1080
Westwind	750	699	730	762	800	855	896	936	977	1014	1046	1078
Willow Bend	750	601	624	628	646	683	697	717	738	767	792	814
Total	4500	4249	4442	4636	4843	5092	5220	5397	5577	5762	5979	6200
Growth		181	193	194	207	249	128	177	180	185	217	221

2007 Bond



- Completed all projects by the end of the 2013-2014 school year
- North Elementary School, Oak Ridge Elementary School, Heritage Middle School, maintenance, technology, performing arts center, renovation to the high school, various extracurricular improvements, safety, and land
- All of this without raising the I&S rate, and without extending the length of the debt (even during downturns in the economy)

Frenship Finance 2012



- Tax History 2007-2008 to present
 - \$1.50/hundred dollar valuation in Total Tax Rate
 - \$1.04/hundred dollar valuation is Maintenance and Operations
 - 46¢/hundred dollar valuation is Interest and Sinking
- Debt Service
 - Local Revenue – \$11.6 Million
 - State Revenue - \$696,000

Frenship Future



- 2010 – Strategic Planning Process
 - Board Established Objectives
 - 32 Member Committee – Strategies for meeting objectives
 - Long Range Planning Committee for High School
- High School Committee
 - Consisted of parents, community leaders and staff
 - Examined multiple high school configuration to manage growth
 - Presented to the community
 - Presented findings to the board

Frenship Future



- High School Capacity and Elementary Capacity are primary issues
 - 9th Grade Center on current site (Current area of soccer and practice fields) – 2017 projected opening
 - Currently building a North Elementary School (Legacy Elementary School) from 2007 bond to manage capacity issues in the north part of the district
 - New South Elementary School for southern capacity – 2016 projected opening
 - Renovation at current high school

Frenship ISD 2013 9th Grade Rendering



Frenship ISD 2013 Elementary School Rendering



Frenship Future



- Bond Election for May 10 of 2014
 - Is smaller 2007 bond (128 Million) and will primarily focus on growth issues in the district
 - Projects (percentages based on projections)
 - ✦ 75.8% - School Construction and Renovation – \$64,540,000
 - 9th Grade Center – \$38,270,250
 - Elementary School – \$19,105,000
 - High School Renovations – \$5,000,000
 - Furniture Fixture and Equipment – \$1,864,750
 - Vocational Agriculture – \$300,000
 - ✦ 8.5% - Technology – \$7,200,000
 - Infrastructure
 - Student Tools

Frenship Future



- Bond Election for May of 2014
 - Projects (continued)
 - ✦ 7.6% - Maintenance - \$6,510,000
 - HVAC and Roofing
 - School Improvements
 - ✦ 5.6% - Extracurricular – \$4,810,000
 - Stadium Parking, Fields, Soccer – \$4,400,000
 - Middle School Stadium Expansions – \$350,000
 - Orchestra Shell at PAC – \$60,000
 - ✦ 2.5% - Land Acquisitions and Security - \$2,140,000

Financial Impact



- \$85.2 Million Bond Call
- Maximum impact is approximately \$34 a year for a house of \$100,000 (per current law)
- Rate will fall between 46¢ - 50¢
 - If at 50¢ it will only be for a few years based on projections
 - We have use conservative estimations, but the tax rate for I&S is primarily impacted by the tax values in the district
 - Persons over 65 will not be impacted on their homestead as they are exempt from a tax rate increase as long as they have completed their homestead exemption paperwork

Frenship ISD 2013



SEEKING PERFECTION AND CAPTURING EXCELLENCE QUESTIONS?

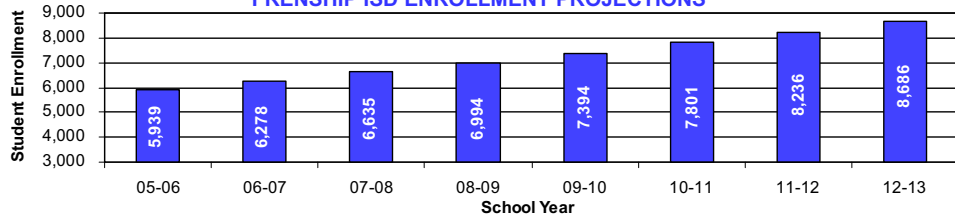
***FRENSHIP VISION STATEMENT – APPROVED BY BOARD
OF TRUSTEES IN 2010**

2007 Bond Election Information

TO THE CITIZENS OF FRENSHIP ISD

The Board of Trustees of the Frenship Independent School District has called a Bond Election for a total of \$127,990,000. The sole purpose of this brochure is to provide basic information regarding the election, and to assist the voter in making an informed decision concerning the Bond Election.

FRENSHIP ISD ENROLLMENT PROJECTIONS



Projects To Be Completed With Bond Funds

New Schools

New Elementary School - South

Grades pre-K through fifth grade
760 student capacity
Scheduled to open August 2009

Total Project Budget **\$16,029,085**

New Elementary School - North

Grades pre-K through fifth grade and lifeskills program
790 student capacity
Scheduled to open August 2010

Total Project Budget **\$18,368,390**

New Middle School

Sixth, seventh and eighth grades
900 student capacity
Scheduled to open August 2011

Total Project Budget **\$24,678,700**

Campus Additions and Renovations

North Ridge Elementary

3 additional classrooms, additional parking spaces and driveway
Additional instructional spaces with renovation of office area
Add new entrance with secure entry for safety and security

Total Project Budget **\$1,294,580**

Crestview Elementary

Additional instructional spaces with renovation of office area
Add new entrance with secure entry for safety and security
Additional parking spaces and driveway

Total Project Budget **\$853,585**

Westwind Elementary

Additional instructional spaces with renovation of office area
Add new entrance with secure entry for safety and security
Additional parking spaces

Total Project Budget **\$737,760**

Bennett Elementary

Additional classrooms for lifeskills program
Additional instructional spaces with renovation of office area
Add new entrance with secure entry for safety and security
Additional parking spaces and driveway

Total Project Budget **\$2,555,725**

Frenship Middle School

10 additional classrooms
Physical education dressing rooms and storage areas
Athletic dressing rooms for tennis/golf
Renovate existing instructional spaces

Total Project Budget **\$4,437,090**

Terra Vista Middle School

18 Additional classrooms
Additional restrooms
Additional off season workout room

Total Project Budget **\$3,879,500**

Frenship High School Renovation

New science lab wing and new lifeskills classrooms
Additional classrooms for Career Technology program
Performing Arts Center with auditorium and dance/theater classrooms
Instructional gymnasium with additional locker rooms and weight room
Classroom and office renovations and secure entries for safety

Total Project Budget **\$25,241,550**

Reese Education Center

New multi-purpose instructional room
Renovate instructional spaces
Renovate entries into secure entrance for safety and security

Total Project Budget **\$730,970**

Land acquisition for future school sites

\$950,000

Athletic Complex

Additional locker rooms and office renovations
Additional girls weight room and training room
Additional stadium seating
Additional concessions and restrooms
Field turf
Press box renovations and additions
Multi-purpose facility
Pave parking areas

Total Project Budget **\$10,383,600**

Vo Ag Facility

Additional land to accommodate new animal facility
Show barn adjacent to new animal facility

Total Project Budget **\$1,591,000**

District

Maintenance of buildings (roofs, HVAC, etc.) **\$6,750,000**
Technology - instruction and infrastructure **\$4,500,000**
Casey Professional Building renovations - Administration **\$3,635,000**
Maintenance building **\$861,390**
Transportation building expansion **\$512,075**

Total Project Budget **\$16,258,465**

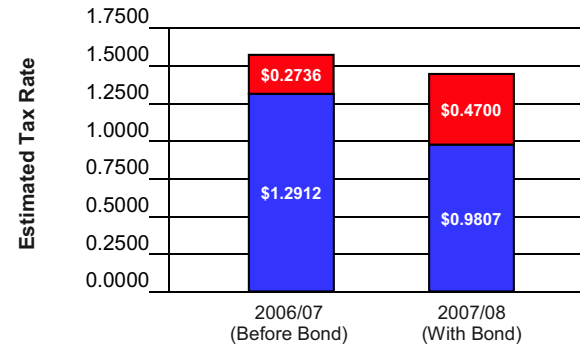
Total bond package **\$127,990,000**

WHAT WILL THE BOND ELECTION COST FRENSHIP ISD TAXPAYERS?

The new bonds, if approved by the voters, will require a maximum of 19.64 additional cents to the Interest & Sinking Fund (I&S) Tax Rate. However, this additional tax rate for voted bonds will occur at the same time as a 31.05 cent reduction in the Maintenance & Operations (M&O) tax of the District as required by the new legislation adopted by the Texas Legislature in the Spring of 2006. Therefore, this bond election would still provide an 11.41 cent decrease to the total tax rate; \$1.5648 in 2006 versus \$1.4507 in 2007.

The table below illustrates the reduction in taxes (difference between 06-07 taxes and 07-08 taxes) paid by an owner of a \$50,000, \$100,000, \$150,000, \$200,000 and \$250,000 home:

Home Value Before Exemptions	Value Taxed After State Mandated \$15,000 Homestead Exemption	Taxes Paid 2006/07 Prior to Bond Election at \$1.5648 Tax Rate	Estimated Taxes to be Paid in 2007/08 with Bond Election Tax Rate of \$1.4507	Estimated Amount of Tax Reduction with Successful May 2007 Bond Election
\$50,000	\$35,000	\$547.68	\$507.75	(\$39.94)
\$100,000	\$85,000	\$1,330.08	\$1,233.10	(\$96.98)
\$150,000	\$135,000	\$2,112.48	\$1,958.45	(\$154.04)
\$200,000	\$185,000	\$2,894.88	\$2,683.80	(\$211.09)
\$250,000	\$235,000	\$3,677.28	\$3,409.15	(\$268.14)



I&S Tax Rate
M&O Tax Rate*

2006/07 Actual Total Tax Rate: \$1.5648

2007/08 Projected Total Tax Rate: \$1.4507

*Projected 2007-08 M&O Tax Rate based upon legislation adopted by the Texas Legislature in the Spring of 2006.

IMPORTANT NOTICE FOR TAXPAYERS 65 AND OVER

Taxpayers that are 65 and over will not have their taxes go above the frozen levy amount/ceiling that was established whenever the Over 65 exemption was granted. For more information, please contact the Lubbock or Hockley County Appraisal District.

VOTER QUALIFICATIONS

Must be a registered voter with current address in the District. Must be a resident at least 30 days prior to election.

**FOR MORE INFORMATION CALL
(806) 866-9541 - Frenship ISD or
(806) 775-1339 - Lubbock County
Election Office**